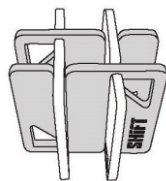


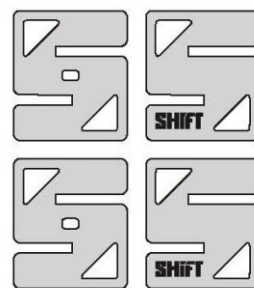
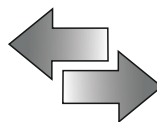
# はずる H U Z Z L E

TM  
®

## Huzzle Cast Hashtag

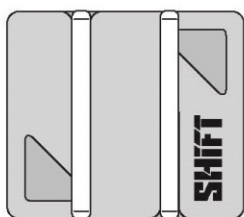


Assembled

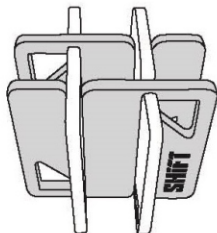


Disassembled

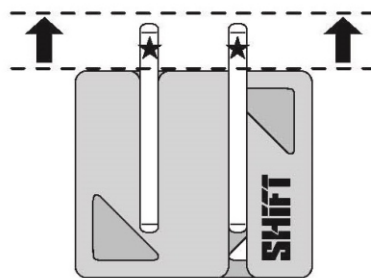
- ① This is the starting position.  
Make sure the SHIFT engraving is shown  
on the right front side.



Front view



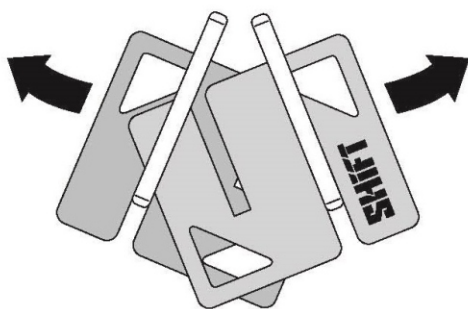
- ② Pick up only the ★pieces, and move them up to  
the highest and keep them at a same height.  
※there is no actual ★mark.



Front view

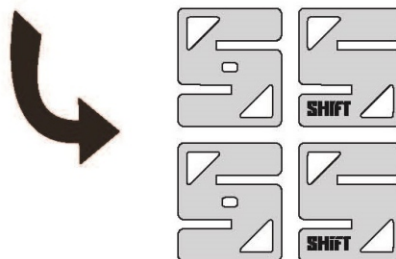

This puzzle is composed of 2 types of the same pieces.  
To make it easier to see, we have colored the piece with  
the SHIFT engraved on this diagram.

- ③ Tilt the pieces outwards and open.



Front view

- ④ They have fallen apart. The remaining pieces  
can be taken apart easily.



Designers: Yoshiyuki Kotani (JP) & Kirill Grebnev (RUS)

© 2017, 2018 Hanayama Co., Ltd.  
All Rights Reserved



Exclusive European distribution  
by Eureka bvba - 2800 Mechelen, Belgium

Reverse the moves to return to the original state.

\* This solution is one example only.